












education™

45026




















education™

45026





































Find the Getting Started activity card in more languages online, along with inspiration for other playful learning activities for your preschoolers.

[LEGOeducation.com/start](https://www.legoeducation.com/start)

Getting Started activity card



Inspiration Cards

AR: كما يمكنك إيجاد بطاقة "الشروع في العمل" بأكثر من لغة على شبكة الإنترنت، إلى جانب أفكار ملهمة لأنشطة التعلم المرحلة الأخرى للأطفال دون سن المدرسة.

NO: Finn Kom i gang-kortet på flere språk på nettet, sammen med inspirasjon for andre lekne læringsaktiviteter for barnehagebarn.

DK: Find Kom godt i gang-kortet på flere sprog online sammen med inspiration til andre lærerige legeaktiviteter for børn i førskolealderen.

NL: De Aan de slag-kaart vind je in meerdere talen online, naast inspiratie voor andere speelse leeractiviteiten voor de kleuters in jouw klas.

ES: Encuentra en línea la tarjeta de actividades «Para empezar» en otros idiomas, así como ideas inspiradoras para hacer otras actividades de aprendizaje lúdico con sus estudiantes de preescolar.

PL: Karty z ćwiczeniami „Pierwsze kroki” w dodatkowych językach, a także materiały, które dostarczą przedszkolakom inspiracji do innych zabaw edukacyjnych znajdziesz online.

FR: Trouvez la carte Démarrage dans plus de langues en ligne, ainsi que de l'inspiration pour d'autres activités d'apprentissage ludiques pour votre classe d'enfants d'âge préscolaire.

PT: Encontre online o Guia de Introdução em outros idiomas, juntamente com ideias de outras atividades lúdicas para Educação Infantil.

HU: Keresse meg több nyelven az Első lépések kártyát online, amely mellett további, óvodásoknak szánt, játékos oktató tevékenységekre való inspirációt is talál.

RU: Карточки «Первые шаги» на нескольких языках, а также информация о других возможностях для игрового обучения дошкольников представлены онлайн.

IT: La scheda Guida introduttiva è disponibile online in più lingue, insieme a suggerimenti per altre divertenti attività di apprendimento per i bambini in età prescolare.

SE: Online hittar du Kom igång-kortet på fler språk, samt inspiration till fler lekfulla inlärningsaktiviteter för din förskolegrupp.

JA: オンラインで多言語のアクティビティカードと、幼児向けの遊びを通じた学習アクティビティのヒントをご利用ください。

TR: Başlangıç kartının diğer dillerdeki çevirilerini ve okul öncesi dönemdeki çocuklara yönelik oyunla öğrenme aktivite fikirlerini web sitemizde bulabilirsiniz.

KO: 온라인에 게시된 여러 가지 언어의 시작하기 카드와 더불어 미취학 활동을 위한 재미있는 학습 활동 아이디어를 찾아보세요.

VI: Tim kiếm thẻ Khởi động trực tuyến bằng nhiều ngôn ngữ, cũng như tạo cảm hứng cho các hoạt động học tập và vui chơi khác dành cho học sinh của bạn.

LV: Tiešsaistē ir pieejama darba sāksšanas kartīte citās valodās, kā arī iedvesmojošas idejas citām rotaļīgām mācību aktivitātēm pirmsskolas vecuma bērniem.

ZH: 在线浏览更多语言版本的入门活动卡片，以及教学灵感，以为学龄前孩子们设计更多有趣的学习活动。



Getting Started

Tubes | 45026 | Ages 3-6 | For 2-6 children

This Getting Started activity card will help you introduce the Tubes set to your preschoolers. The activities are designed to familiarize children with the unique elements of the set, which includes tubes of two different shapes, red hoops, and yellow doors. After completing these activities, you can explore more fun tube-related activities using the building cards, or combine the Tubes set with other early learning solutions from LEGO® Education to create even more playful learning experiences.



1. Color, shape and pattern

Ask the children to sort the bricks by color or shape and observe the differences between the tubes. After that, create various color patterns by connecting some of the tubes.



2. Telephone – Telescope

Connect four curved tubes to make a telephone. Have the children speak into the “telephone.” Then ask:

- What did you hear?

Now have the children whisper into the “telephone.” Then ask:

- Can you still hear yourself clearly?
- Why or why not?

Turn the telephones into telescopes by twisting the tubes. The children can also use the telescope as an amplifier.



3. Build your dream animal

Show the children all of the lovely animals on the building cards. Ask them to use the animals as inspiration to build their favorite animal, then share it with the other children and tell why it's their favorite animal.



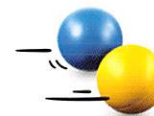
4. Symmetry

Many of the models on the building cards are symmetrical. Ask the children to build one or two models and describe the left and the right sides. Are they balanced or the same? Why?



5. Which ball goes further?

Encourage the children to build some of the models on the building cards. Have them try rolling the ball through the tube to see how the arrangement of the tubes affects how far the ball rolls. Which model makes the ball go further and why?



Learning Objectives

Children will:

- Categorize materials according to one or two attributes (e.g., shape, size, color)
- Experience the design process
- Develop fine motor skills
- Be able to think, question, and reason about observed and inferred phenomena.
- Develop spatial awareness

