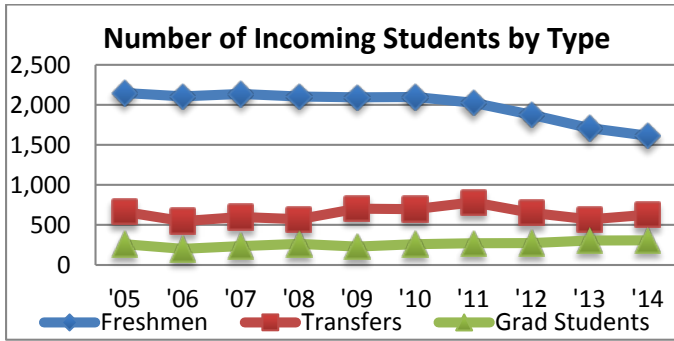


Incoming Student Enrollment

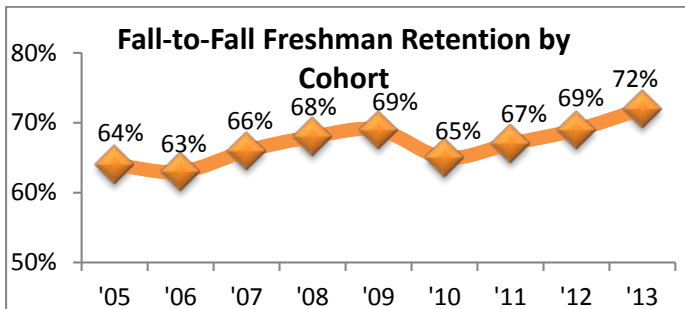
USI has experienced a significant increase in graduate student enrollment over the past 10 years. The number of incoming graduate students in 2014 (308) is 19% higher than the incoming class of 2005 (259).

Compared to 10 years ago, the number of incoming freshmen has declined, from 2,148 in 2005 to 1,613 in fall 2014. The number of new transfer students has also declined, with only 627 in 2014 compared to 663 in 2005.



Freshman Retention

Increased efforts to improve freshmen* retention through a variety of academic and non-academic programming has increased the 1-year retention rate by 8 percentage points from 64% in fall 2005 to a record high of 72% in fall 2013.



*FT/FT BA/BS degree seeking freshmen

Undergraduate Student Enrollment

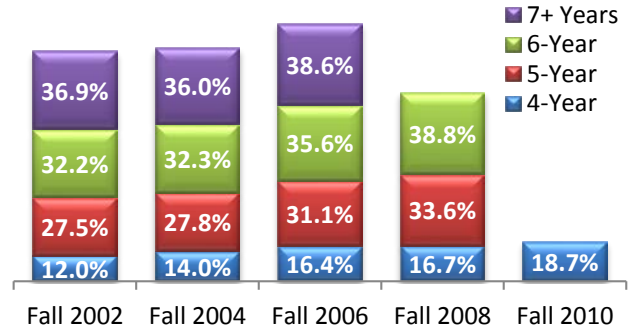
Total undergraduate enrollment declined 9% from 9,252 in fall 2005 to 8,414 in fall 2014, a difference of 838 students.

| Fall Semesters: | 2005 | 2014 | % Change |
|-----------------------|-------|-------|----------|
| Business | 1,811 | 1,426 | -21% |
| Education & HS | 1,398 | **** | **** |
| Liberal Arts | 1,999 | 2,063 | 3% |
| Nursing & HP | 1,532 | 1,968 | 28% |
| Sci, Engr. & Educ | 870 | 1,991 | 129% |
| University Division | 1,548 | 916 | -41% |
| Outreach & Engagement | 94 | 50 | -47% |

Note: In 2011, academic departments in the College of Education and Human Services were realigned. Social Work was moved to Liberal Arts. Teacher Education and Kinesiology and Sport were moved to the Pott College of Science, Engineering & Education.

Graduation Rates

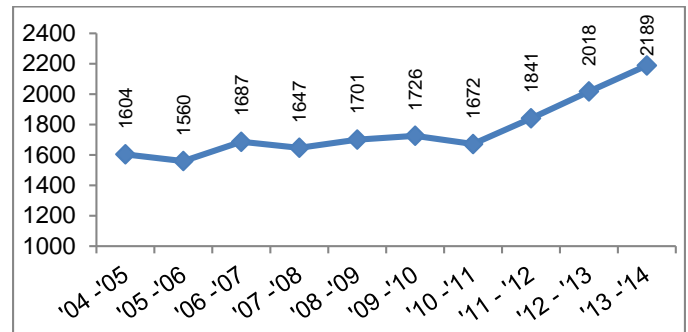
Graduation rates continue to improve. Compared with the fall 2002 entering cohort, the fall 2010 entering cohort 4-year graduation rate has risen by nearly 5 percentage points. The cumulative 6-year graduation rate improved, up from 32.2% for the fall 2002 cohort to 38.8% for the fall 2008 cohort.



Note: Graduation Rates are based on institutional records as of Oct. 15, 2014.

Degrees Awarded – Academic Year 2004-05 to 2013-14

Along with improved graduation rates, the number of USI degrees awarded annually has also increased significantly. Up from 1,604 in 2004-05 to 2,189 in 2013-14, this represents a 36.5% change over 10 years.



Most Popular Bachelor's Degrees by College

| Academic Year 2004-2005 | Academic Year 2013-2014 |
|---|--------------------------------|
| Romain College of Business | |
| Business Administration (71) | Acct. & Profess. Services (61) |
| Acct. & Profess. Services (66) | Management (58) |
| Marketing (52) | Business Administration (56) |
| College of Liberal Arts | |
| Public Relations and Adv. (87) | Psychology (85) |
| Psychology (77) | Social Work (60) |
| Art (50) | Public Relations & Adv. (53) |
| College of Nursing & Health Professions | |
| Health Services (72) | Nursing (189) |
| Nursing (57) | Health Services (152) |
| Occupational Therapy (27) | Radiologic Imaging Sci. (36) |
| Pott College of Science, Engineering & Education | |
| Elementary Educ. (147)* | Elementary Educ. (60) |
| Biology (25) | Biology (46) |
| Physical Ed. - Teaching (19)* | Engineering (38) |

Note: Number in () indicates the number of degrees awarded in the academic year. *In 2004-2005, these majors were part of the College of Education, and Human Services.