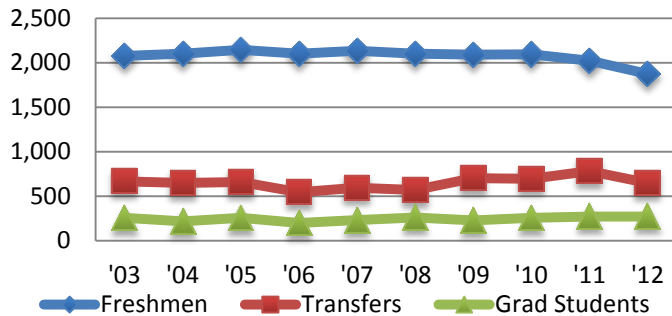


Incoming Student Enrollment

Compared to 10 years ago, the total number of incoming graduate students has increased to 273, compared to 258 in fall 2003. The number of incoming freshmen has dropped, with 2,079 in fall 2003 and 1,876 in fall 2012.

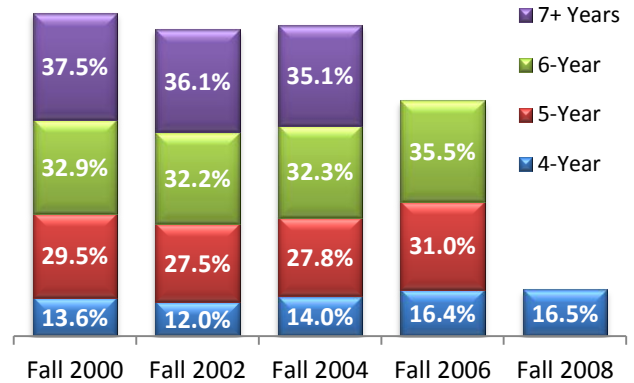
- 9.8% decrease in incoming freshmen students
- 2.5% decrease in incoming transfer students
- 5.8% increase in incoming graduate students

Number of Incoming Students by Type



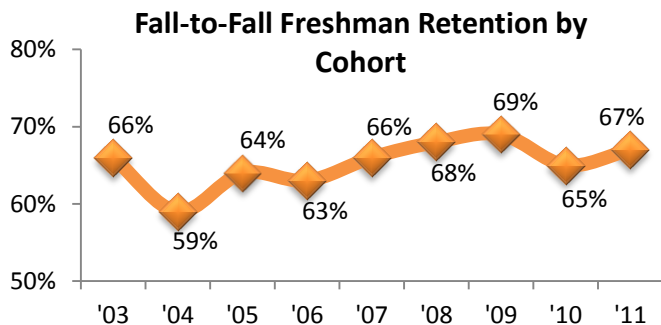
Graduation Rates

Compared with the fall 2000 cohort, the fall 2008 4-year graduation rate has risen by 2.9 percentage points. The cumulative 6-year rate has risen from 32.9% for the fall 2000 cohort to 35.5% for the fall 2006 cohort.



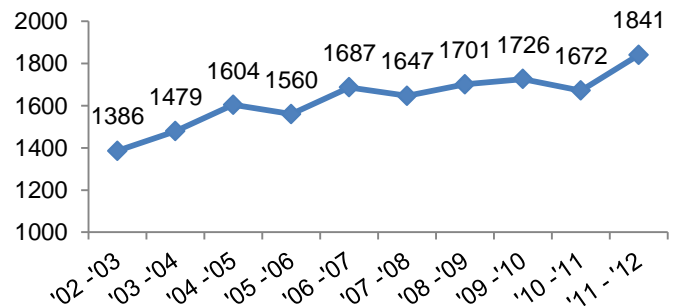
Freshman Retention

The 1-year retention rate of the fall 2011 freshman cohort increased to 67% from 65% in 2010.



Degrees Awarded – Academic Year 2002-03 to 2011-12

Since 2002-03, the number of USI degrees awarded annually has increased 33%, up from 1,386 in 2002-03 to 1,841 in 2011-12.



Undergraduate Student Enrollment

Over the past 10 years, overall undergraduate enrollment has increased by more than 3%, from 9,154 in fall 2003 to 9,498 in fall 2012.

Fall Semesters:	2003	2012	% Change
Business	1,713	1,615	-6%
Education & HS	1,369	****	****
Liberal Arts	2,102	2,269	8%
Nursing & HP	1,325	2,430	83%
Sci, Engr, & Educ	779	2,077	167%
University Division	1,800	1,067	-41%
Outreach & Engagement	66	40	-39%

Note: In 2011, academic departments in the College of Education and Human Services were realigned. Social Work was moved to Liberal Arts. Teacher Education and Kinesiology and Sport were moved to the Pott College of Science, Engineering, & Education.

Most Popular Bachelor's Degrees by College

Academic Year 2002-2003	Academic Year 2011-2012
College of Business	
Business Administration (85)	Business Administration (67)
Accounting (54)	Acct. & Profess. Services (50)
Computer Info Systems (34)	Marketing (42)
College of Liberal Arts	
Psychology (69)	Social Work (62)
Public Relations & Adv. (66)	Public Relations & Adv. (57)
Art (44)	Psychology (53)
College of Nursing & Health Professions	
Health Services (71)	Health Services (144)
Nursing (44)	Nursing (132)
Occupational Therapy (28)	Radiologic Imaging Sci. (42)
College of Science, Engineering, & Education	
Elementary Educ (137)*	Elementary Educ (129)
Phys Educ (Teaching) (20)*	Biology (44)
Biology (14)	Kinesiology (25)
Chemistry (9)	****
Electrical Engr Tech (7)	****

Note: Number in () indicates the number of degrees awarded in the academic year. *In 2002-2003, these academic majors were part of the College of Education and Human Services.