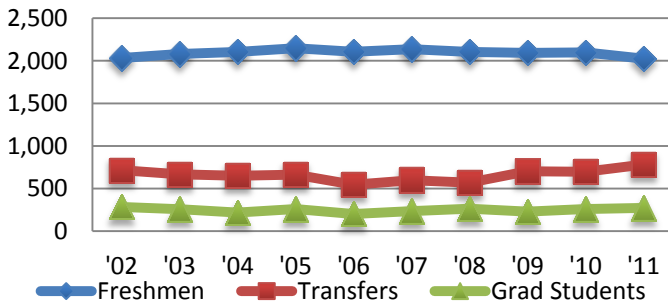


Incoming Student Enrollment

Compared to 10 years ago, the total number of incoming transfer students has increased to an all time high of 782, compared to 637 in fall 2002. The number of incoming freshmen has remained constant, with 2,039 in fall 2002 and 2,025 in fall 2011.

- 0.3% decrease in incoming freshmen students
- 9.2% increase in incoming transfer students
- 4.6% decrease in incoming graduate students

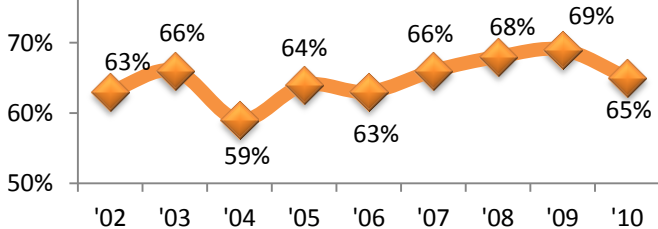
Number of Incoming Students by Type



Freshman Retention

The 1-year retention rate of the fall 2010 freshman cohort dropped to 65% from the all-time high of 69% in 2009.

Fall-to-Fall Freshman Retention by Cohort



Undergraduate Student Enrollment

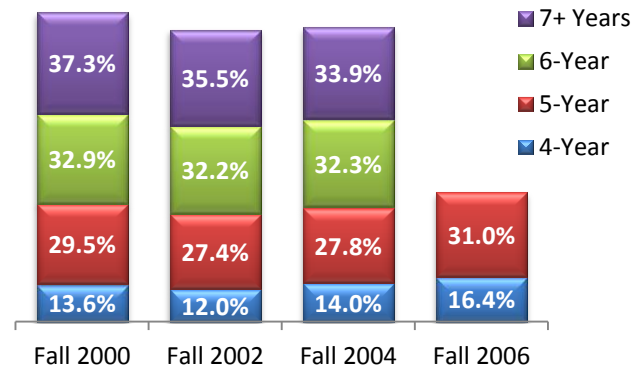
Over the past 10 years, overall undergraduate enrollment has increased by more than 9%, from 8,998 in fall 2002 to 9,871 in fall 2011.

Fall Semesters:	2002	2011	% Change
Business	1,687	1,653	-2%
Education & HS	1,423	****	****
Liberal Arts	2,011	2,413	20%
Nursing & HP	1,163	2,440	110%
Science & Eng	701	2,176	210%
University Division	1,925	1,141	-41%
Extended Services	20	48	140%

Note: In 2011, academic departments in the College of Education and HS were realigned. Social Work was moved to Liberal Arts. Teacher Education and Physical Education were moved to the Pott College of Science & Engineering.

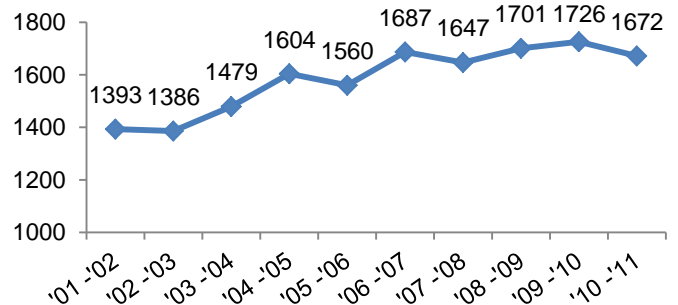
Graduation Rates

Compared with the fall 2000 cohort, the fall 2006 4-year graduation rate has risen by 2.8% points. The cumulative 6-year rate has remained consistent, with 32.9% for the fall 2000 cohort and 32.3% fall 2004 cohort.



Degrees Awarded – Academic Year 2001-02 to 2010-11

Since 2001-02, the number of USI degrees awarded annually has increased 20%, up from 1,393 to 1,672 in 2010-11.



Most Popular Bachelor's Degrees by College

Academic Year 2001-2002	Academic Year 2010-2011
College of Business	
Business Administration (102)	Business Administration (69)
Marketing (41)	Acct. & Prof. Services (47)
Accounting (40)	Marketing (47)
College of Education & Human Services	
Elementary Education (152)	Elementary Education (96)
Social Work (39)	Social Work (52)
Physical Ed. (Teaching) (18)	Kinesiology (19)
College of Liberal Arts	
Public Relations & Adv. (77)	Public Relations & Adv. (63)
Psychology (58)	Psychology (50)
Art (33)	Art (36)
College of Nursing & Health Professions	
Health Services (41)	Nursing (114)
Nursing (40)	Health Services (104)
Occupational Therapy (32)	Radiologic Imaging Sci. (41)
College of Science & Engineering	
Biology (23)	Biology (43)
Science (Teaching) (13)	Engineering (29)
Electrical Engr Tech.(12)	Mathematics (10)

*Number in () indicates the number of degrees awarded in the academic year.