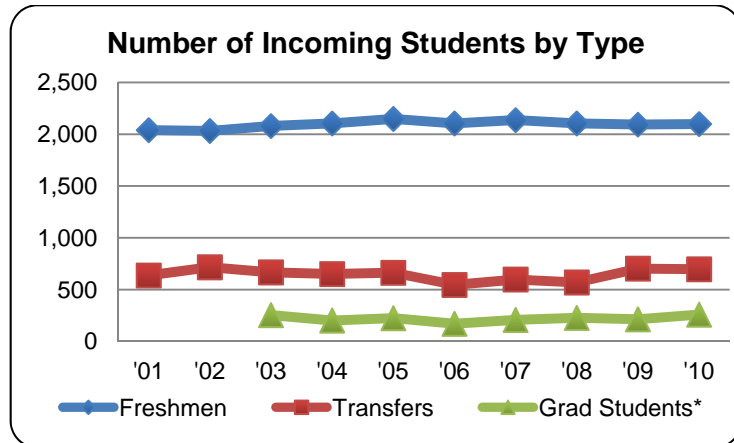


## Incoming Student Enrollment

Over the past 10 years, the total number of incoming undergraduates has grown by 4.4%, from 2,676 in fall 2001 to 2,795 in fall 2010. The number of incoming graduate students has increased slightly from 255 in fall 2003, to 259 in fall 2010\*.

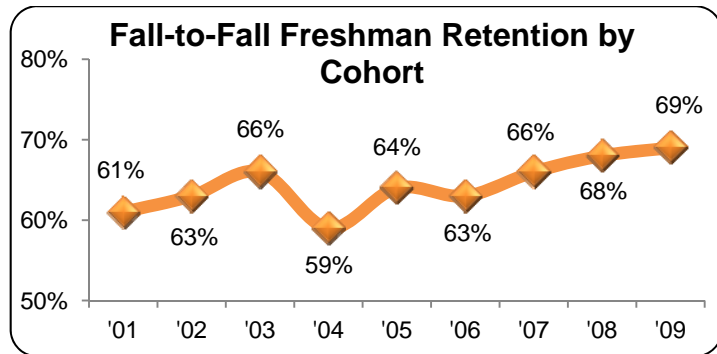
- 3% increase of incoming freshmen students
- 9% increase of incoming transfer students
- 1.6% increase of incoming graduate students



\*New Graduate Student enrollment not available prior to fall 2003.

## Freshman Retention

The 1-year retention rate of the fall 2009 freshman cohort reached an all-time high of 69%.



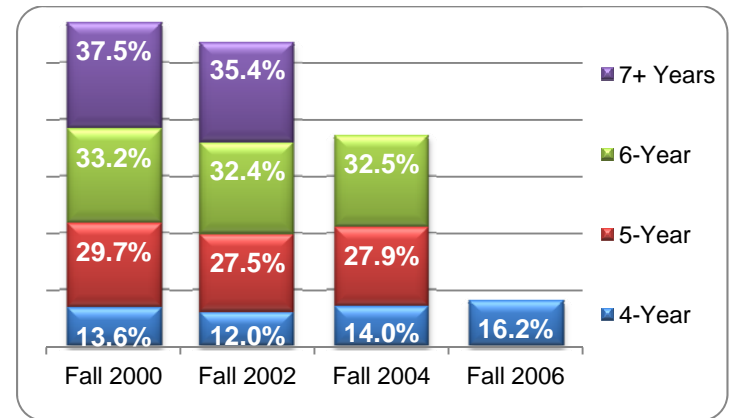
## Undergraduate Student Enrollment

Over the past 10 years, overall undergraduate enrollment has increased by more than 12%, from 8,783 in fall 2001 to 9,846 in fall 2010.

Fall Semesters:	2001	2010	% Change
Business	1,648	1,661	<1%
Education & HS	1,399	1,367	-2%
Liberal Arts	1,956	2,165	11%
Nursing & HP	988	2,218	124%
Science & Eng	709	1,117	58%
University Division	1,983	1,273	-36%
Extended Services	27	45	66%

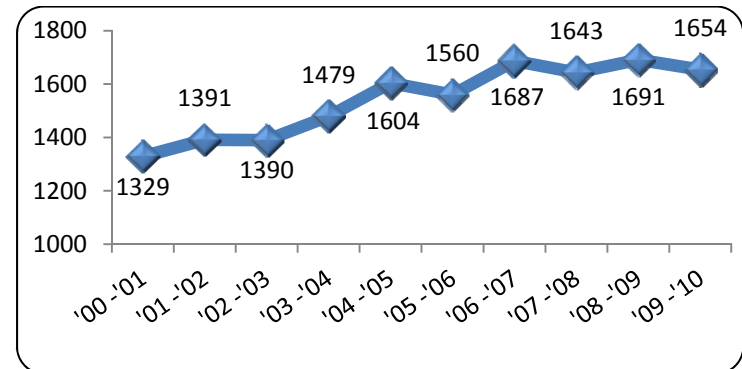
## Graduation Rates

Compared with the fall 2000 cohort, the fall 2006 4-year graduation rate has risen by 2.6% points. The cumulative 6-year rate has decreased slightly from 33.2% to 32.5% for the fall 2004 cohort.



## Degrees Awarded – Academic Year 2000-01 to 2009-10

Since 2000-01, the number of USI degrees awarded has increased 24.5%, up from 1,329 to 1,654 in 2009-10.



## Most Popular Bachelor's Degrees by College

Academic Year 2000-2001	Academic Year 2009-2010
<b>College of Business</b>	
Business Administration (118)	Acct. & Profess. Services (72)
Accounting (58)	Business Administration (70)
Computer Info. Systems (50)	Marketing (53)
<b>College of Education &amp; Human Services</b>	
Elementary Education (133)	Elementary Education (120)
Social Work (32)	Social Work (47)
Physical Ed. (Teaching) (12)	Early Childhood Ed. (15)
<b>College of Liberal Arts</b>	
Psychology (59)	Public Relations & Adv. (52)
Public Relations & Adv. (56)	Art (50)
Sociology (34)	Psychology (37)
<b>College of Nursing &amp; Health Professions</b>	
Health Services (58)	Nursing (92)
Nursing (57)	Health Services (84)
Occupational Therapy (26)	Radiologic Imaging Sci. (34)
<b>College of Science &amp; Engineering</b>	
Biology (21)	Biology (42)
Mathematics (12)	Engineering (18)
Electrical Engineering Tech.(7)	Industrial Supervision (12)

\*Number in ( ) indicates the number of degrees awarded in the academic year.