

In 2013, USI awarded 2,022 degrees to 1,976 individuals at the following levels: 79 associates, 1,649 bachelors, 277 masters and 17 doctorates. The number of individuals receiving a bachelor's degree represents an 11% (161) increase over the class of 2012.

- 1,072 entered as new freshmen (67%)
- 494 transferred from other institutions (31%)
- 26 started as non-degree seeking students (2%)
- 9 enrolled at USI prior to 1985 (entering status unknown)
- 3 returned to USI and completed a 2nd bachelor degree

CLASS OF 2013: NEW FRESHMEN

Students who began their academic careers at USI as new freshmen represented 67% of the class of 2013, up two percentage points from the class of 2012 (65%).

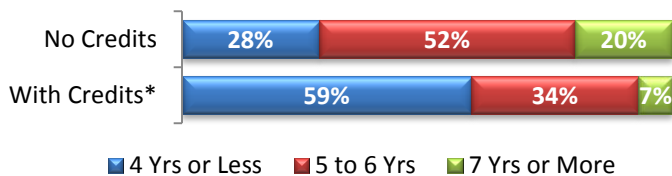
SAT / ACT Test Scores and High School GPA

Class of 2013 members who started as new freshmen and graduated from USI in four years or less were typically better prepared academically, with higher SAT/ACT test scores and high school GPA's, than those who took longer to complete their degrees.

Graduated from USI in...	SAT Verbal	SAT Math	SAT Writing	ACT Composite	HS GPA
4 Yrs or Less	506	523	503	23	3.50
5-6 Yrs	477	489	467	21	3.14
7 Yrs or More	487	494	479	20	2.99

Entering with High School or Other Credit

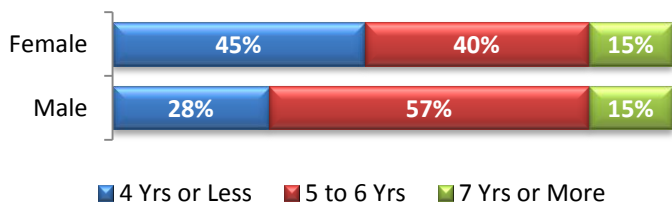
Credit earned in high school, such as AP credit or by testing out of certain subjects through departmental exams, can decrease the time to degree. Among new freshmen of the 2013 graduating class, 59% who had such credits graduated within four years, the same percentage as the class of 2012.



*AP, CLEP, CAP, Military, departmental exam, or other credit

Gender Differences in Time to Degree Completion

Females in the 2013 graduating class who began their careers at USI as new freshmen continue to be significantly more likely to graduate on time (within 4 years) compared to males.

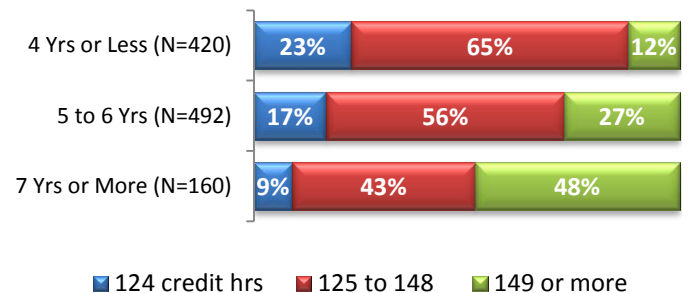


Time to Degree and Number of Credit Hours Earned

Among 2013 graduates who entered as new freshmen:

- 39% graduated within 4 years
- 46% graduated within 5 to 6 years
- 15% took 7 or more years to complete a degree.

Of students in the class of 2013 who graduated in four years, 77% completed more than the 124 credit hour minimum required for graduation.



CLASS OF 2013: TRANSFER STUDENTS

Transfer students comprised 31% of the 2013 graduating class. The majority of these students transferred from Vincennes University or Ivy Tech-Southwest.

Transfers from Two-Year Institutions		
# of Students Who Transferred From...		Median # of Credit Hours Transferred
Vincennes University	115	39
Ivy Tech-Southwest	94	31
Wabash Valley College - IL	38	35
Transfers from Four-Year Institutions		
# of Student Who Transferred From...		Median # of Credit Hours Transferred
IU Bloomington	51	24
University of Evansville	41	22
Indiana State University	24	29

Time to Degree Completion for Transfer Students

Among transfer student graduates, 260 (53%) entered USI with 63 or more transfer credit hours (the minimum requirement for junior status at USI) compared to 49% in 2012. Of those 260 entering with junior status:

- 31% graduated in two years, up one percentage point compared to the class of 2012.
- 36% graduated in three years, up four percentage points compared to the class of 2012.
- 33% took four or more years to graduate, a five percentage point decrease compared to the transfer students in the 2012 graduating class.