

In 2012, USI awarded bachelor's degrees to 1,443 students, 10% (129) more than in 2011.

- 945 entered as new freshmen (65%)
- 439 transferred from other institutions (30%)
- 34 started as non-degree seeking students (2%)
- 9 enrolled at USI prior to 1985 (entering status unknown)
- 16 returned to USI and completed a 2<sup>nd</sup> Bachelor degree

**CLASS OF 2012: NEW FRESHMEN**

Students who began their academic careers at USI as new freshmen represented 65% of the class of 2012, the same percent as the 2011 class.

**SAT / ACT Test Scores and High School GPA**

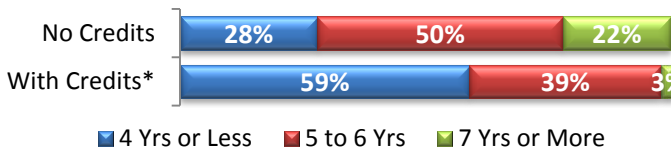
Class of 2012 members who started as new freshmen and graduated from USI in four years or less were typically better prepared academically, with higher SAT or ACT test scores and high school GPA, than those who took longer to complete their degrees.

Graduated from USI in...	SAT Verbal	SAT Math	SAT Writing	ACT Composite	HS GPA
4 Yrs or Less	504	517	502	23	3.47
5-6 Yrs	474	491	469	21	3.18
7 Yrs or More	480	485	***	20	2.86

\*\*\* Less than 5 scores reported

**Entering with High School or Other Credit**

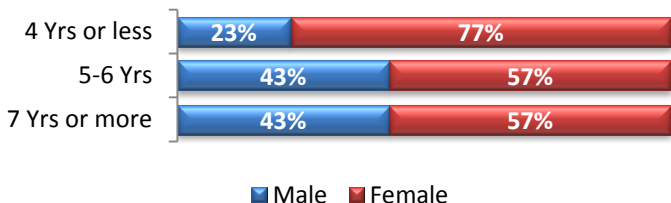
Credit earned in high school, such as AP credit or by testing out of certain subjects through departmental exams, can decrease the time to degree. Among new freshmen of the 2012 graduating class, 59% who had such credits graduated within four years, a 6 percent increase from the class of 2011.



\*AP, CLEP, CAP, Military, departmental exam, or other credit

**Gender Differences in Time to Degree Completion**

Females in the 2012 graduating class who began their careers at USI as new freshmen continue to be significantly more likely to graduate on time compared to males.

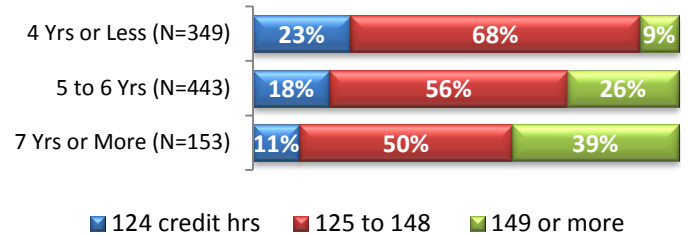


**Time to Degree and Number of Credit Hours Earned**

Among 2012 graduates who entered as new freshmen:

- 37% graduated within 4 years
- 47% graduated within 5 to 6 years
- 16% took 7 or more years to complete a degree.

Of students in the class of 2012 who graduated in four years, 77% completed more than the 124 credit hour minimum required for graduation.



**CLASS OF 2012: TRANSFER STUDENTS**

Transfer students comprised 30% of the 2012 graduating class. The majority of these students transferred from Vincennes University or Ivy Tech-Southwest.

Transfers from Two-Year Institutions		
# of Students Who Transferred From...		Median # of Credit Hours Transferred
Vincennes University	89	40
Ivy Tech-Southwest	89	21
Wabash Valley College - IL	24	43
Transfers from Four-Year Institutions		
# of Student Who Transferred From...		Median # of Credit Hours Transferred
IU Bloomington	42	20
University of Evansville	34	25
Purdue University	21	17

**Time to Degree Completion for Transfer Students**

Among transfer student graduates, 49% (214) entered USI with 63 or more transfer credit hours (the minimum requirement for junior status at USI) compared to 50% in 2011. Of those, 30% graduated within two years, up three percentage points compared to class of 2011, but 38% took four or more years to graduate, a two percentage point decrease compared to the class of 2011.

