

Faculty Demographic Composition

	Fall 2010		Fall 2014		Composition Change %
Total Faculty:	660		664		
Faculty Rank					
Full Professor	52	7.9%	46	6.9%	-1.0%
Associate Prof	88	13.3%	94	14.2%	0.9%
Assistant Prof	116	17.6%	121	18.2%	-0.6%
Instructor	116	17.6%	111	16.7%	-0.9%
Part-time	288	43.6%	292	44.0%	0.4%
Gender					
Men	299	45.3%	280	42.2%	-3.1%
Women	361	54.7%	384	57.8%	3.1%
Race/Ethnicity					
White	594	90.0%	592	89.2%	-0.8%
African American	14	2.1%	20	3.0%	0.9%
Other	50	7.6%	47	7.1%	-0.5%
Not Specified	2	0.3%	5	0.7%	0.4%
Tenure					
Tenured	136	20.6%	125	18.8%	-1.8%
Tenure Track	102	15.4%	115	17.3%	1.9%
Not Tenured	415	62.9%	416	62.7%	-0.2%
Tenured PT*	7	1.1%	8	1.2%	0.1%

*Tenured PT includes 2 tenured faculty currently teaching part-time and retired tenured faculty who have returned to teach part-time.

Faculty Growth by Rank

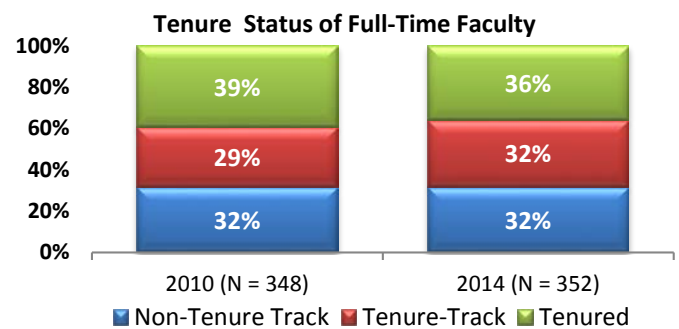
Over the past 5 years, the total number of USI instructional faculty has remained steady with 660 in 2010 to 664 today.

- 0.8% increase in full-time tenured/tenure-track faculty
- 1.7% increase in part-time/adjunct instructors

Note: Full-time faculty includes tenure/tenure track faculty, full-time instructors, and administrators w/ faculty rank currently teaching a class. Part-time faculty includes adjuncts, retirees teaching part-time, administrators without faculty rank who have teaching responsibilities and other full-time staff teaching part-time. CAP instructors are excluded.

Full-Time Faculty by Tenure Status

Retirements and an influx of new assistant professors over the past 5 years is reflected in the decrease of tenured faculty and the increase of tenure-track faculty members.



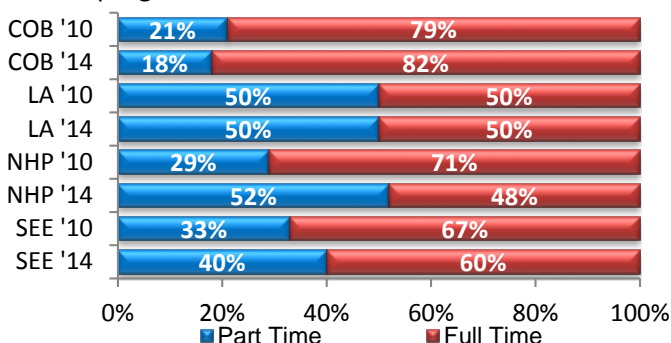
Full-Time Faculty by College

Since 2010, all four colleges have seen increases in the percentage of full-time faculty. The move of Teacher Education and Kinesiology to the College of Science and Engineering in 2011 accounts for part of the dramatic increase for that college.

	2010	2014	Change
Business (COB)	50	54	8%
Liberal Arts (LA)	116	132	14%
Nursing & HP (NHP)	55	60	9%
Sci, Eng & Educ (SEE)	83	104	25%

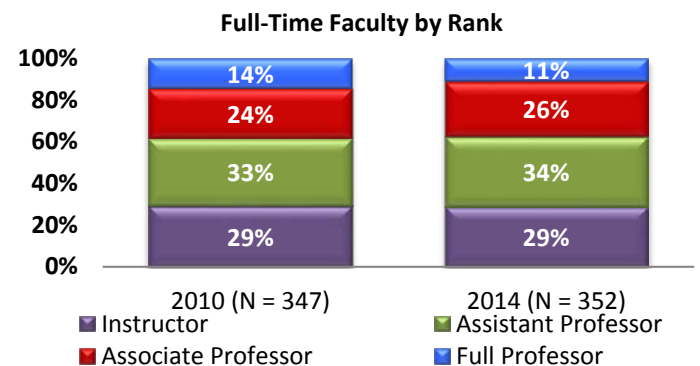
Ratio of Full-Time to Part-Time Faculty by College

The Romain College of Business has improved its ratio of full-time to part-time faculty since 2010. The College of Nursing and Health Professions has seen a large shift in the proportion of part-time faculty due to the increased need of faculty to oversee offsite clinical instruction for distance education programs.



Full-Time Faculty by Rank

The number of full-time faculty has increased 1.4% since 2010.



External Funding for Research

The percentage of external research proposals funded has increased significantly since fiscal year 2010.

	Proposals	Awarded	Rate	\$\$
FY 2010	64	25	39.0%	\$5,614,848
FY 2014	57	35	61.4%	\$5,940,317

Human Subjects Research

Research including human subjects by faculty and students has grown dramatically, as evidenced by a 50% increase in protocol reviews by the Institutional Review Board, from 200 in 2010 to 299 in 2014.