

Faculty Demographic Composition

	Fall 2004		Fall 2013		Change
Total Faculty:	623		682		9.5%
Faculty Rank					
Full Professor	38	6.1%	45	6.6%	0.5%
Associate Prof	70	11.2%	90	13.2%	2.0%
Assistant Prof	88	14.1%	118	17.3%	3.2%
Instructor	87	14.0%	102	15.0%	1.0%
Part time	340	54.6%	327	47.9%	-6.7%
Gender					
Men	303	48.6%	291	42.7%	-5.9%
Women	320	51.4%	391	57.3%	5.9%
Race/Ethnicity*					
White	545	89.2%	610	89.4%	0.2%
African Amer.	13	2.1%	19	2.3%	0.2%
Other	45	7.4%	50	7.3%	-0.1%
Not Specified	8	1.3%	3	0.4%	-0.9%
Tenure					
Tenured	112	18.0%	139	20.4%	2.4%
Tenure Track	82	13.2%	109	16.0%	3.2%
Not Tenured	429	68.8%	434	63.6%	-5.2%

*Faculty Race/Ethnicity has been tracked only since Fall 2007. Therefore Race/Ethnicity numbers and percentages in the Fall 2004 columns are actually from Fall 2007, with a total faculty count of 611.

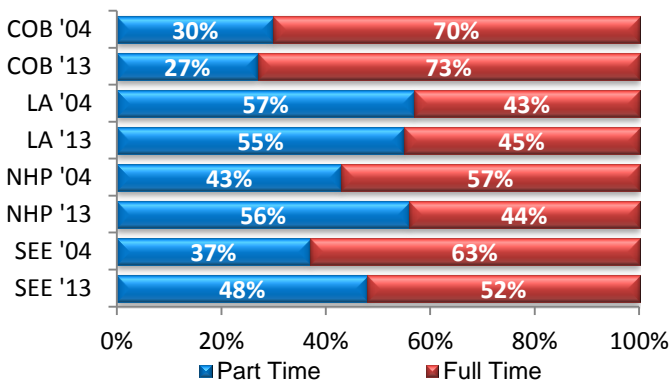
Full-Time Faculty by College

The 2011 move of Social Work to the College of Liberal Arts, and Teacher Education and Physical Education to the Pott College of Science and Engineering contributed to those colleges' increases.

	2004	2009	2013	Change
Business (COB)	42	49	48	14%
Liberal Arts (LA)	97	108	119	23%
Nursing & HP (NHP)	40	56	55	38%
Sci, Eng & Educ (SEE)	67	82	103	54%

Ratio of Full-Time to Part-Time Faculty by College

Department realignments mentioned above increased the number of part-time faculty in the Pott College of Science, Engineering, and Education



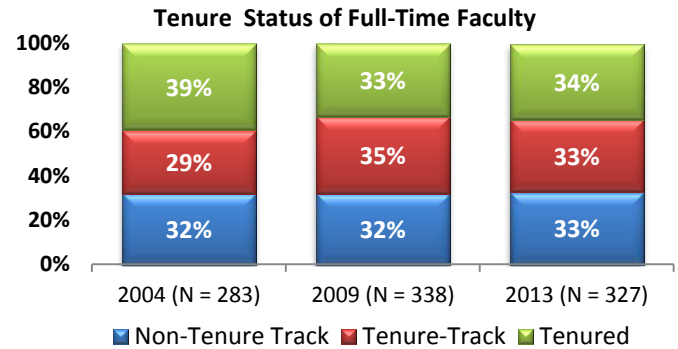
Faculty Growth by Rank

Over the past 10 years, the total number of USI faculty has grown by 9.5%, from 623 in 2004 to 682 today.

- 14.1% increase in tenured/tenure-track faculty
- 14.9% increase in full-time instructors
- 4.4% increase in part-time/adjunct instructors

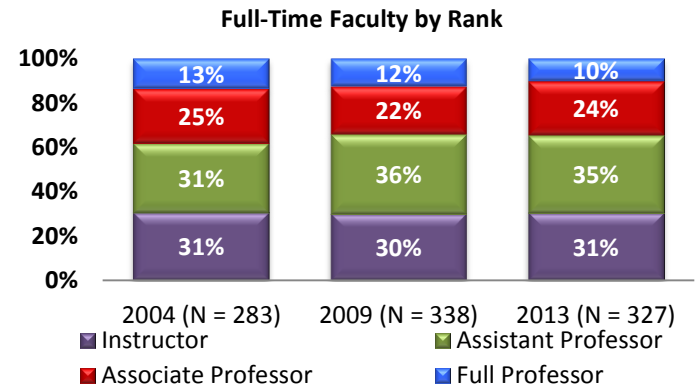
Faculty Tenure Status

The influx of new assistant professors over the past 10 years is reflected in the increase of tenure-track faculty members.



Full-Time Faculty by Rank

The number of full-time faculty has increased 16% since 2004.



External Funding for Research

The number of research proposals submitted for external funding has increased 55% since fiscal year 2004.

	Proposals	Awarded	Rate	\$\$
FY 2004	30	12	40.0%	\$1,581,469
FY 2013	65	36	55.4%	\$2,841,796

Human Subjects Research

Research including human subjects by faculty and students has grown dramatically, as evidenced by a 57% increase in protocol reviews by the Institutional Review Board, from 200 in 2010 to 314 in 2013.