

Faculty Demographic Composition

	Fall 2003		Fall 2012		Change
Total Faculty:	605		681		12.6%
Faculty Rank					
Full Professor	38	6.3%	45	6.6%	0.3%
Associate Prof	63	10.4%	89	13.1%	2.7%
Assistant Prof	91	15.0%	125	18.3%	3.3%
Instructor & PT	413	68.3%	422	62.0%	-6.3%
Gender					
Men	296	48.9%	293	43.1%	-5.8%
Women	309	51.1%	387	56.9%	5.8%
Race/Ethnicity*					
White	545	89.2%	613	90.0%	0.8%
African Amer.	13	2.1%	13	1.9%	-0.2%
Other	45	7.4%	53	7.8%	0.4%
Not Specified	8	1.3%	2	0.3%	-1.0%
Tenure					
Tenured	104	17.2%	135	19.8%	2.6%
Tenure Track	77	12.7%	107	15.7%	3.0%
Not Tenured	424	70.1%	439	64.5%	-5.6%

*Faculty Race/Ethnicity has been tracked only since Fall 2007. Therefore Race/Ethnicity numbers and percentages in the Fall 2003 columns are actually from Fall 2007, with a total faculty count of 611.

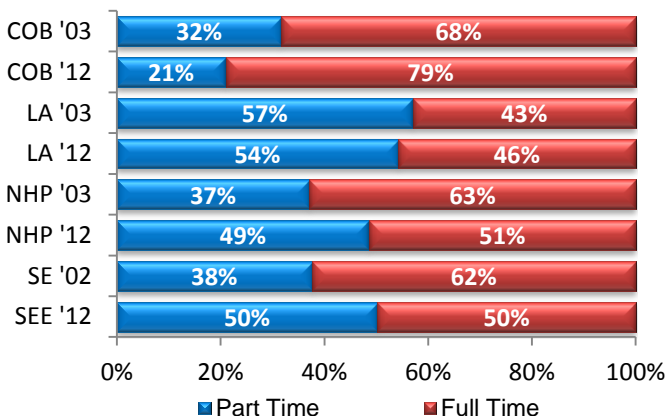
Full-Time Faculty by College

Since 2003, all four colleges have seen double digit increases in the percentage of full-time faculty. The move of Teacher Education and Physical Education to the College of Science and Engineering in 2011 accounts for part of the dramatic increase for that college.

	2003	2008	2012	Change
Business (COB)	43	50	51	19%
Liberal Arts (LA)	97	110	127	31%
Nursing & HP (NHP)	44	47	59	34%
Sci, Eng & Educ (SEE)	63	74	106	68%

Ratio of Full-Time to Part-Time Faculty by College

The College of Business has improved its ratio of full-time to part-time faculty since 2003, while the realignment of Physical Education significantly increased the ratio of part-time faculty in the College of SEE.



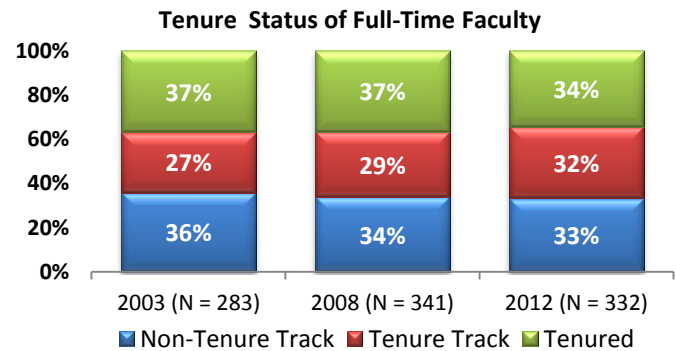
Faculty Growth by Rank

Over the past 10 years, the total number of USI faculty has grown by 13%, from 605 in 2003 to 681 today.

- 22.1% increase in tenured/tenure-track faculty
- 8.8% increase in full-time instructors
- 8.4% increase in part-time/adjunct instructors

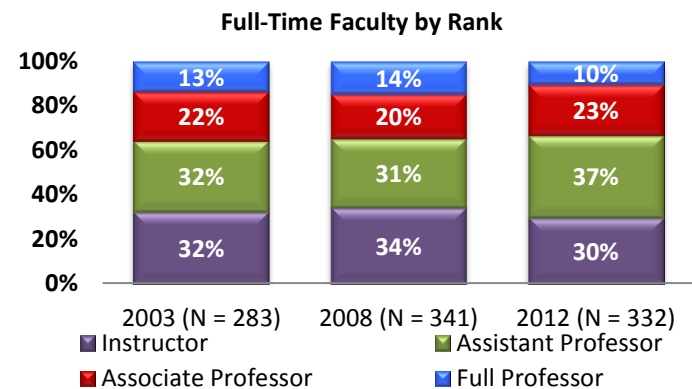
Faculty Tenure Status

The influx of new assistant professors over the past 10 years is reflected in the steady increase of tenure-track faculty members and the decline in percentage of non-tenured faculty.



Full-Time Faculty by Rank

The number of full-time faculty increased 17% since 2003, and the composition of full-time faculty changed. Currently, 37% of full-time faculty are assistant professors, reflecting continued effort to hire new professors to fulfill the need for additional faculty.



External Funding for Research

The number of research proposals submitted for external funding has increased 75% compared to 10 years ago. In addition, research including human subjects by faculty and students has grown dramatically as evidenced by the 57% increase of protocol reviews by Institutional Review Board, from just 200 in 2010 to 314 in 2012.

	Proposals	Awarded	Rate	\$\$
FY 2003	45	20	44.4%	\$ 498,814
FY 2012	79	37	46.8%	\$ 4,250,891