

Faculty Demographic Composition

	Fall 2001		Fall 2010		Change
Total Faculty:	569		656		15.3%
Faculty Rank					
Full Professor	34	6.0%	47	7.2%	1.2%
Associate Prof	75	13.2%	80	12.2%	-1.0%
Assistant Prof	69	12.1%	115	17.5%	5.4%
Instructor & PT	391	68.7%	414	63.1%	-5.6%
Gender					
Men	279	49.0%	296	45.1%	-3.9%
Women	290	51.0%	360	54.9%	3.9%
Race / Ethnicity*					
White	545	89.2%	583	88.9%	-0.3%
African American	13	2.1%	14	2.1%	0.0%
Other	45	7.4%	57	8.7%	1.3%
Not Specified	8	1.3%	2	0.3%	-1.0%
Tenure					
Tenured	112	19.7%	140	21.3%	1.6%
Tenure Track	64	11.2%	102	15.6%	4.4%
Not Tenured	393	69.1%	414	63.1%	-6.0%

NOTE: Faculty Race/Ethnicity has been tracked only since Fall 2007. Therefore Race/Ethnicity numbers and percentages in the Fall 2001 columns are actually from Fall 2007, with a total faculty count of 611.

Full-Time Faculty by College

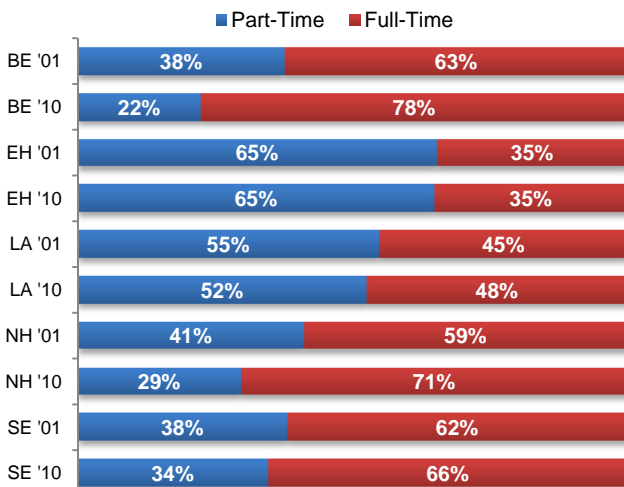
Since 2001, all five colleges have seen double digit increases in the percentage of full-time faculty.

	2001	2010	% Change
Business (BE)	40	49	23%
Education & HS (EH)	37	41	11%
Liberal Arts (LA)	93	112	20%
Nursing & HP (NH)	39	55	41%
Science & Eng (SE)	59	82	39%

NOTE: University Division has 2 full-time instructors in Fall 2010.

Ratio of Full-Time to Part-Time Faculty by College

As the colleges increased their numbers of full-time faculty, most also improved their ratios of full-time to part-time faculty. For example, in 2001, 38% of the faculty in the College of Business were part-time, but only 22% were part-time in fall 2010.



Faculty Growth by Rank

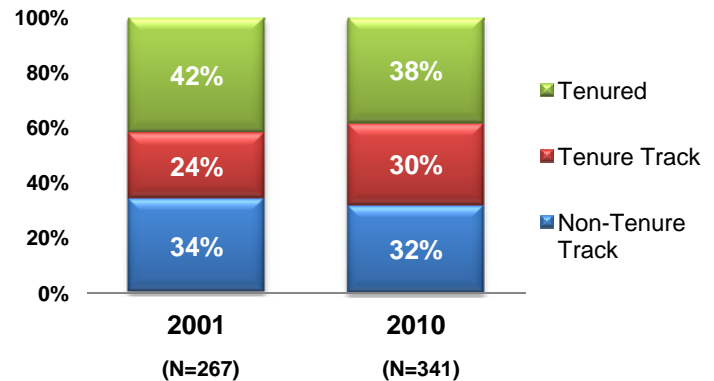
Over the past 10 years, the total number of USI faculty has grown by 15%, from 569 in 2001 to 656 today.

- 37.5% increase in tenured/tenure-track faculty
- 10.0% increase in full-time instructors
- 4.7% increase in part-time/adjunct instructors

Faculty Tenure Status

The influx of new assistant professors over the past 10 years is reflected in the increase of tenure-track faculty members and decline in percentage of tenured faculty.

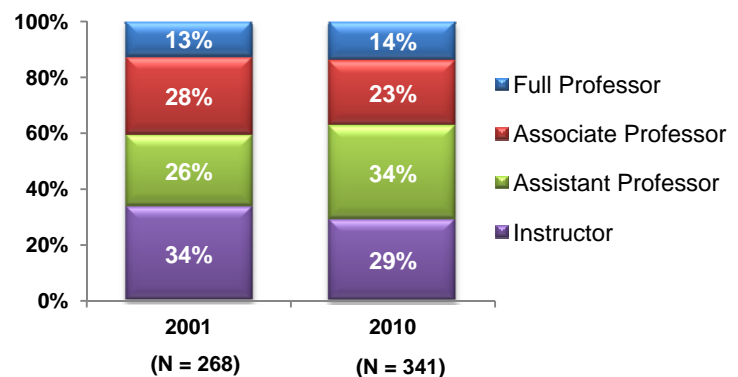
Tenure Status of Full-Time Faculty



Full-Time Faculty by Rank

The number of full-time faculty has increased 27% since 2001, and the composition of full-time faculty has changed. Currently, over one-third of full-time faculty are assistant professors, reflecting continued effort to hire new professors to fulfill the ever-growing need for additional faculty.

Full-Time Faculty by Rank



Faculty Research Projects

Sponsored Research has seen substantial growth in the number of external proposals submitted since fiscal year 2001. While the percentage awarded is only 42.9% so far, only 22% have been denied; 35% were still pending notification at the end of the fiscal year.

	Proposals	Awarded	Rate	\$\$
FY 2001	35	25	71.4%	\$ 1,686,554
FY 2010	63	27	42.9%	\$ 2,049,865