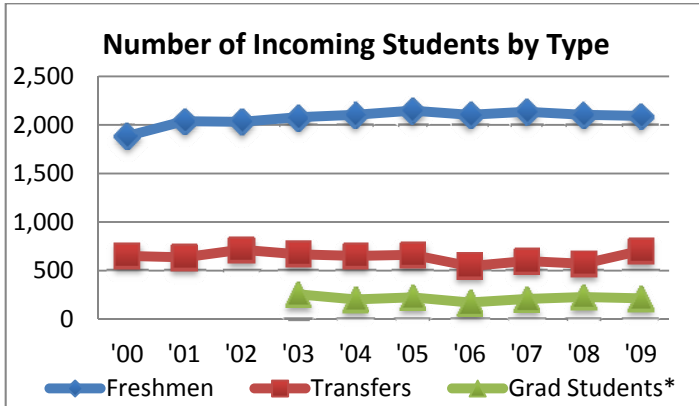


## Incoming Student Enrollment

Over the past 10 years, the total number of incoming undergraduates has grown by 10%, from 2,536 in 2000 to 2,796 in Fall 2009. Incoming graduate students have decreased since 2003, from 255 to 214 in Fall 2009.

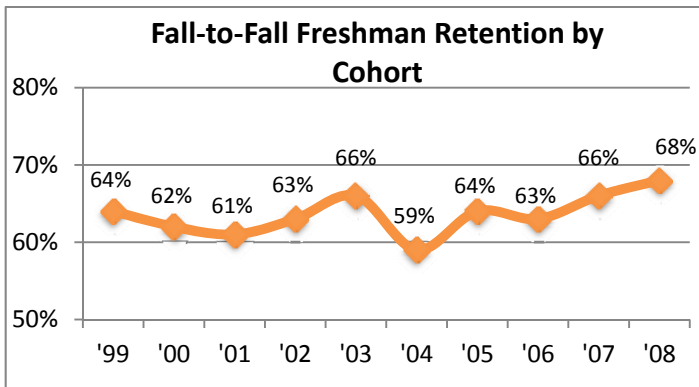
- 11% increase of incoming freshmen students
- 8% increase of incoming transfer students
- 24% decrease of incoming graduate students



\*New Graduate Student enrollment not available prior to Fall 2003.

## Freshman Retention

The 1-year retention rate of the Fall 2008 freshman cohort reached an all-time high of 68%.



## Undergraduate Student Enrollment

Over the past 10 years, overall undergraduate enrollment has increased by almost 13%.

Fall Semesters:	2000	2009	% Change
Business	1642	1727	5%
Education & HS	1316	1377	5%
Liberal Arts	1786	2076	16%
Nursing & HP	977	1968	101%
Science & Eng	678	1080	59%
University Division	2053	1383	-33%
Extended Services	9	37	311%

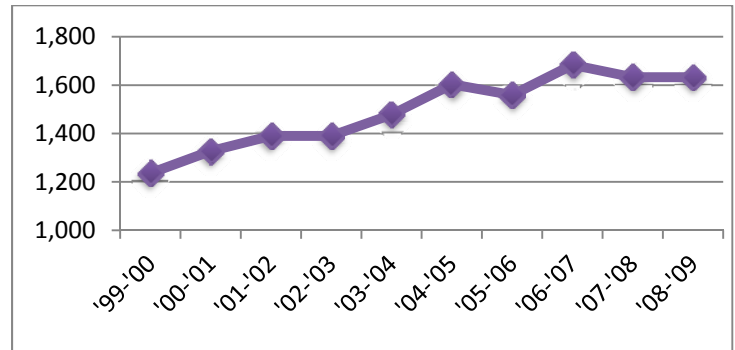
## Graduation Rates

Beginning with the Fall 1999 cohort, on average, 4-year and 6-year graduation rates have remained relatively flat:

- 15% of students graduate within 4 years
- 35% of students graduate within 6 years

## Degrees Awarded – Academic Year '99 -'00 to '08 -'09

Since AY '99 -'00, the number of USI degrees awarded has increased 32%, up from 1,236 to 1,633 in '08 -'09.



## Most Popular Bachelor's Degrees by College

Academic Year 1999-2000	Academic Year 2008-2009
<b>College of Business</b>	
Business Administration (138)	Business Administration (79)
Accounting (46)	Acct. & Prof. Services (66)
Computer Info Systems (20)	Marketing (44)
<b>College of Education &amp; Human Services</b>	
Elementary Education (124)	Elementary Education (105)
Social Work (31)	Social Work (31)
Physical Ed (Teaching) (14)	Early Childhood Ed/Phys. Ed (Tch) (15)
<b>College of Liberal Arts</b>	
Psychology (52)	Public Relations & Adv. (88)
Communications (37)	Psychology (46)
Public Relations & Adv. (28)	Art (40)
<b>College of Nursing &amp; Health Professions</b>	
Nursing (74)	Health Services (102)
Health Services (58)	Nursing (93)
Occupational Therapy (27)	Dental Hygiene (34)
<b>College of Science &amp; Engineering</b>	
Biology (25)	Biology (29)
Mathematics (12)	Engineering (26)
Chemistry (11)	Science (Teaching) (7)

\*Number in ( ) indicates the number of degrees awarded in the academic year.

## 2009 USI Freshmen:

### University Experience Survey Highlights

- Primary reason for deciding to attend college was to get a better job (30%).
- Primary reason for choosing USI was cost (27%), followed by academic reputation (17%).
- 44% work off campus for pay.
- 87% plan to earn at least a BA/BS from USI.
- 35% plan to stay in Indiana after graduation.
- 78% would still choose to attend USI if they began their college education over.